

LITTLE MUHEJI SCHOOL

REVISION WORK 2020
MIDDLE CLASS SET I CLASS

NAME: _____

CLASS: _____ STREAM: _____

1. Read and match.

eye



nose



leg



ear



mouth



2. Circle the correct word.



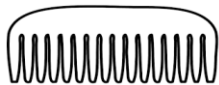
soap

poas



ngespo

sponge



comb

mbco



sinba

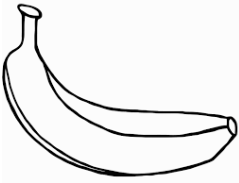

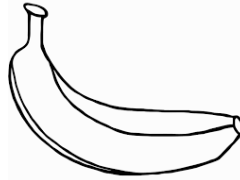

basin



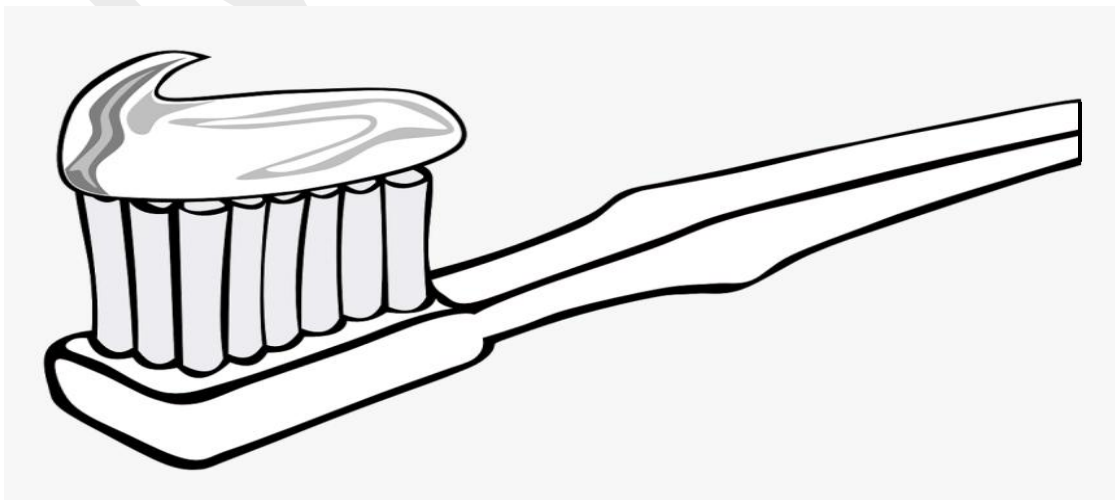
towel

welto

3. Match and draw fruits we eat.



4. Colour.



5. Write the picture number.



eye_____

nose_____

ear_____

leg_____

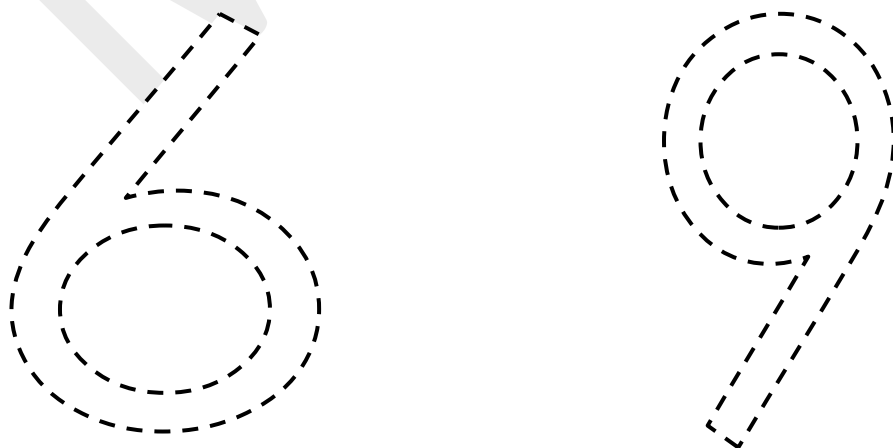
arm_____

MATHEMATICAL CONCEPTS

1. Match and write.

3	2	②
1	6	○
4	5	○
5	3	○
6	1	○
2	4	○

2. Trace and learn.



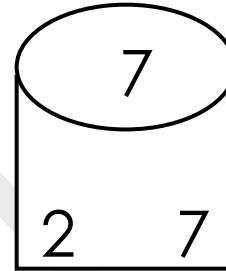
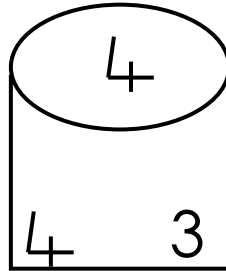
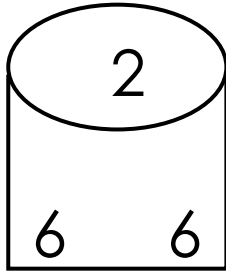
3. Copy and learn.

1	2	3	4	5	6
1					
7	8	9	10	11	12

4. Count and shade.



5. Tick the different number.



6. Fill in the missing number.

1 2 3 5 7 9




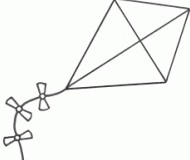
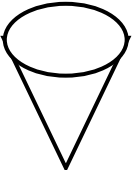
11 13 15 17

19.

7. Draw for the number.

	= 1
	= 4
	= 6
	= 3
	= 5

8. **Copy the same.**

				
circle	star	oval	kite	cone

9. **Match the same.**

four

five

two

one

three

two



one

three

five

four

10. **Trace and write.**


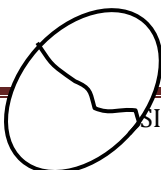
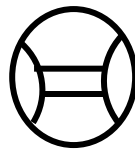
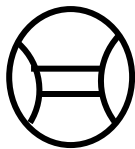
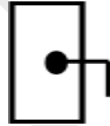
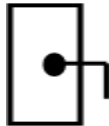
--	--

LANGUAGE DEVELOPMENT II



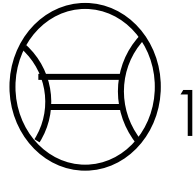

(ENGLISH)

1. Write letters a - j.

2. Circle the same pictures.



3. Write the picture number.



fish _____

tin _____

book _____

ball _____

hat _____

tree _____

4. Write letters correctly.

5. Match and draw.

p mat _____


a cat _____

m bag _____

c pot _____

b axe _____

6. **Read and trace.**



7. **Read and draw.**

It is a ball. _____

It is a cup. _____

It is a hut. _____

It is a box. _____

It is a door. _____

SOCIAL DEVELOPMENT

1. Match the same words.

rake

basket

hoe

panga

axe

knife

basket

rake

panga

hoe



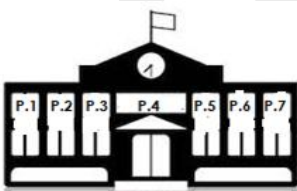

knife

axe

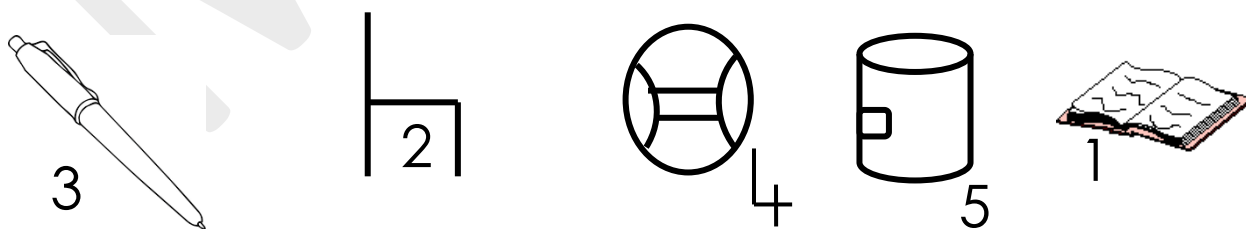
2. Draw and colour mother.



3. Draw and copy.

			
mosque	church	school	Hospital

4. Write the picture number.



book _____ pen _____ chair _____

tin_____

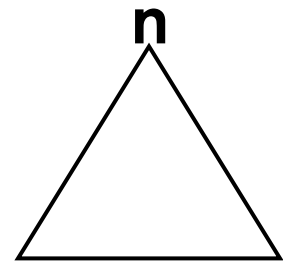
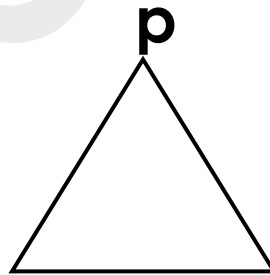
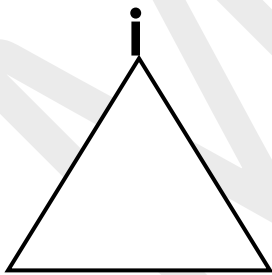
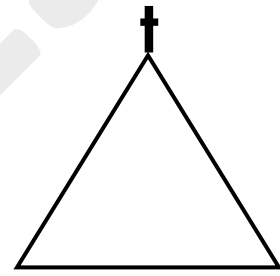
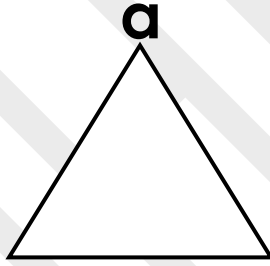
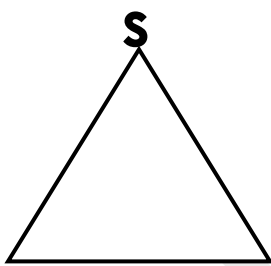
ball_____

5. **Colour me please.**



LEARNING DEVELOPMENT II

1. Sound and draw.



2. Sound and write.

a

e

s

i

o

u

3. Ring for the sound.


s



a



t



p



n








4. Read and draw.

sun

egg

box





5. **Read and draw for the syllable.**

su _____ po _____ ti _____

ma _____ ca _____

6. **Write the missing syllables.**



_____g



_____n



_____t



_____r



_____t

7. **Tick the correct word.**

tca

tac

cat

tin

itn

nti

oxb box xob

egg geg gge

agb gba bag

8. **Read for mummy.**

s ba su ma

book ck po flower

su tree m ti

bag tin stool r

(Please, parent, tick what he/she can read)

2. Copy

g g g g

gate girl goat

I can see a goat

3. Copy



C C C C

cat car cup

C C C C

a a a a

a a a a a a a a a a a a

door

dog

a a a

a a a a

axe arm apple

I can see an axe

e e e e

eeeeeeeeeeeeeeee

ear eye egg

e e e e

END

MUHFELI